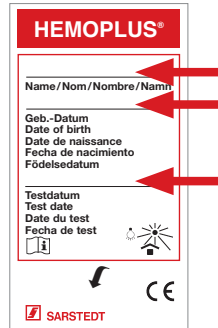
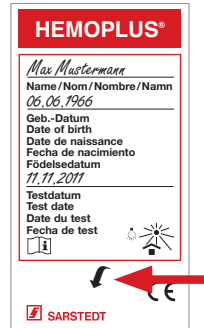


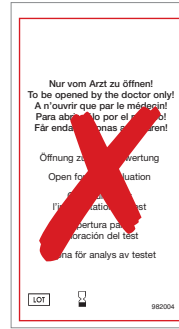
# HEMOPLUS®



Write your full name, date of birth and date of the test on the HEMOPLUS® test card.

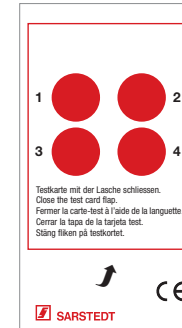


For the first test, **open the front** of a HEMOPLUS® test card. Take a small sample of the stool using the spatula.



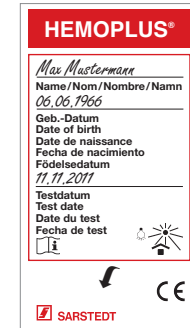
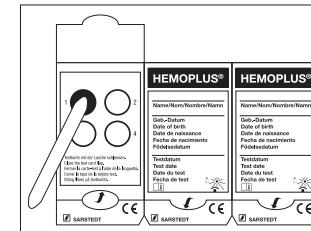
**DO NOT OPEN THE BACK** of the HEMOPLUS® test card.

**The back of the HEMOPLUS® test card must be opened by a doctor only!**



Fill the red circle 1 completely with the stool sample. Throw away the used spatula.

Fill the red circles 2, 3 and 4 with stool samples in the same way. Use a fresh spatula each time and take the samples from different parts of the stool.



Close the HEMOPLUS® test card with the flap and put it back into the envelope.

