


Tempus600®

Point-to-point transportation of clinical sample tubes



TEMPUS600®
One-touch for better treatment



Predictable and faster transportation time
for clinical sample tubes

Vita

Bringing the laboratory to every department

The Tempus600® Vita sending station makes it easy to send clinical samples directly to the laboratory as a single tube transport, arriving safely seconds after they are obtained.

The sample tubes are sent immediately after being drawn without further packaging. As soon as a sample tube is loaded, the system is ready for the next.

The slim and minimalistic design ensures the sending station fits into most locations, occupying very little space.



Sample tubes are placed directly into the insertion point of the Vita.

Features

- Easy and intuitive to use – minimal training required
- Compatible with all sample tubes of: Length 80–110 mm, diameter 12–18 mm (including cap)
- Dimensions: HxWxD = 157x37.5x41 cm

Benefits

- Predictable and improved total turnaround time (ToTAT)
- Handles up to 810 sample tubes per hour
- Just 2 week installation time, for new and existing buildings
- Minimal maintenance



Quantit

Drop & Go

The Tempus600® Quantit allows several samples to be dispatched at the same time without any packaging.

Simultaneously and repeatedly, up to 25 samples can be placed in the drawer, and the system will then send the samples one by one. Tubes do not even have to be oriented, as Quantit manages that.

An optional urgency module can be added to Quantit. It allows you to access the system at any time and manually place urgent samples for immediate processing.



Features

- Multiple inlet for up to 25 samples at a time
- Samples always oriented correctly by the system
- Compatible with all sample tubes of: Length 80–110 mm, diameter 12–18 mm (including cap)
- Dimensions: HxWxD = 124x63x49 cm
- Incompatible samples automatically rejected

Benefits

- Minimal time spent placing samples in the system
- Significant reduction in steps needed to send and receive samples
- Meets the demand for sending both high volume and urgent samples
- Capacity to handle up to 1050 sample tubes per hour
- Just 2 week installation time, for new and existing buildings



Multiple inlet for up to 25 samples at a time.



Urgency module

Necto

Handling large quantities of samples – up to 600 at a time

The Tempus600® Necto is a cost-effective, automated solution for high throughput sample processing and transportation over long distances.

Necto streamlines the entire registering and sorting process, allowing samples to be transferred to up to six different locations – four distant destinations and two local bins.

The easy usage and maintenance of Necto is ideal for busy labs, where staff can now focus on other tasks at hand.



Sending module

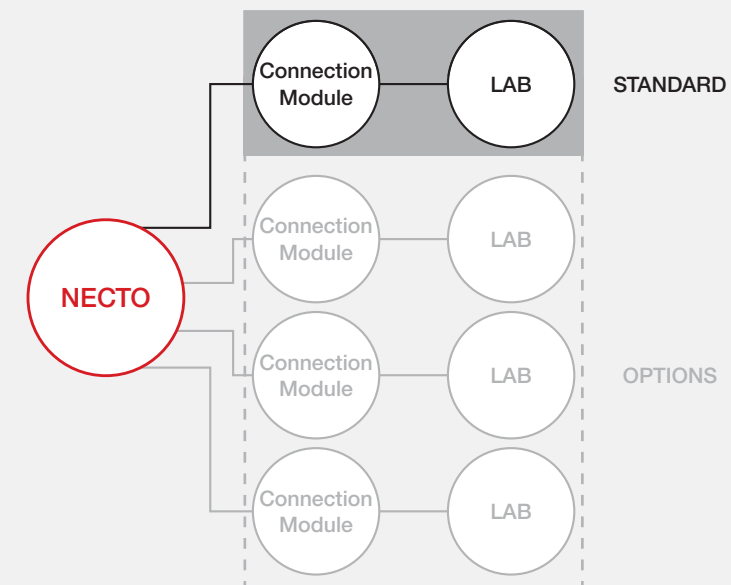


Features

- Compatible with sample tubes from well-known suppliers
- Can be connected to lab automation and optional communication with LIS
- Remote access & support, minimum maintenance and easy cleaning
- One, two or three extra sending modules can be purchased for the Necto system
- Dimensions basic system: HxWxD = 110x110x60 cm
- Dimensions per extra module: HxWxD = 110x40x60 cm
- Compatible with all sample tubes of following dimensions: Length 80–110 mm, diameter 12–18 mm (including cap)

Benefits

- Multiple inlet for up to 600 sample tubes at a time – capacity to handle up to 1050 sample tubes per hour
- Sample sorting by means of barcodes, dimensions or as a combination
- Option: Sample sorting by means of cap color
- Dual function – sample tubes can be loaded while the machine is sending
- Just 2 week installation time, for new and existing buildings




Receiving Tray

Ensures a gentle arrival in the laboratory

The Receiving Tray is located in the laboratory, receiving sample tubes from Tempus600® sending stations.

The samples arrive, one by one, and are gently slowed down before arriving in the Receiving Tray. From there, they are ready to be picked up by laboratory staff.

In case of high throughput sample transportation over long distances, a brake module can be fitted to increase sample throughput and ensure failure-free sample receipt.



Samples arrive in the Receiving Tray where they are retrieved.



Brake module



Filter bag for cleaning

Features

- Soft interior to reduce landing impact
- Lighting signals when samples arrive
- Optional brake module
- Dimensions: HxWxD = 65x28x43 cm

Benefits

- The Receiving Tray is small and wall mounted for minimal footprint
- Easy to access tray for cleaning
- Minimalistic and user-friendly design

TM002

Complete control at your fingertips on an elegant, user-friendly display

TM002 enables you to control and monitor your Tempus600® equipment from one display.

The elegant display in brushed aluminium, provides an intuitive interface and tiered access for users and technicians.

TM002 is built with future expansion in mind. The system is able to monitor up to 44 sending stations simultaneously and the software can be seamlessly updated online.



Intuitive user interface



Features

- Optional connection to a light signal indicating sample arrival
- Optional connection to a smartphone via text messenger in case of error
- Languages: English and German
- Dimensions: HxWxD = 26.5x32.2x5 cm

Benefits

- Control TM002 remotely with any smartphone, tablet or desktop computer
- Fast, easy and intuitive operation using shortcut icons
- Option: communicates with total lab automation and sorters.

Connection Module

Connect to all automated lab equipment

The Tempus600® Connection Module is designed for the future. It is compatible with laboratory automation systems, including bulk loaders and sorters you already have installed, or plan to introduce, in the laboratory.

The Connection Module, as part of an automated one-touch handling system for sample tubes, provides a wide range of benefits such as fewer work procedures, hands-free sample tube processing and generally faster and safer handling.

In case of high throughput sample transportation over long distances, a brake module can be fitted to increase sample throughput and ensure failure-free tube loading.

How does it work?

The sample tubes are delivered from the ward to the laboratory through the dedicated point-to-point system in just a few seconds.

The sample tubes are gently slowed down before landing in the automation module, instantly ready to continue the journey into a bulk loader or sorter. From here they are automatically transferred e.g. onto a track system.

Features

- Dimensions: HxWxD = 63x38x23 cm
- Up to 8 connections
- Brake module



Brake module





BL 1200

From Tempus600® directly into the analyzer rack

The innovative Bulk Loader BL 1200 in combination with the Tempus600® One-Touch sample transportation system redefines standards for sample reception and accessioning in clinical laboratories. Sample tubes (e.g. S-Monovette®), are automatically loaded into the chute of the Bulk Loader, mechanically separated, and identified by the built-in ID-Module via tube type and ID-number (bar code). Sorting is performed according to lab specific requirements, e.g. into centrifuge racks, input/output trays of track systems, analyzer specific racks, generic- or archive racks. Sorting follows pre-defined sorting rules, or is done according to test orders defined by the laboratory information system (LIS). A plausibility check identifies and separates error samples.

Features

- Compatible with all closed sample tubes of following dimensions: Length 75–120 mm, diameter 11–19 mm (both including caps)
- Throughput up to 1,200 tubes/hour
- Flexible layout of the 630x450 mm sorting area per sorter unit
- Can be extended by additional sorting units
- Dimensions: HxWxD = 154x175x76 cm

Benefits

- Automatic sample accessioning
- Can be combined with any track system
- Small footprint, possible to be placed against the wall
- Ideal for high throughput laboratories
- Sorting into any common target racks or into boxes
- Pre-defined sorting rules or acc. test request (LIS)



Loading in bulk



Registering



Automatic Output in Racks

HCTS2000 MK 2

From Tempus600® to sorted boxes

Tempus600® combined with Bulk-to-Bulk Sorter HCTS2000 MK 2, simplifies sample reception workflow. The sorter registers and sorts closed bulk sample tubes into different target compartments according to the bar code (sample preparation) or test request specified by the LIS. With an optional camera in use, the system can perform a plausibility check to identify and separate error samples. HCTS2000 MK 2 helps to optimize the workflow at sample entry of biochemistry or hematology labs, thereby reducing the turn-around-time (TAT) of samples.



Sorting into target boxes



Features

- Compatible with all closed sample tubes of following dimensions: Length 75–120 mm, diameter 11–19 mm (both including caps)
- Throughput up to 2,000 tubes/hour
- Sorting into 7 compartments or boxes (base unit)
- Can be extended by up to 3 extension modules with 5 compartments or boxes each
- Dimensions: HxWxD = 122x143x82 cm

Benefits

- Automatic sample accessioning
- Can be combined with any track system
- Small footprint, ergonomic design
- Ideal for high throughput laboratories
- Sorting into 7–22 most compact targets
- Pre-defined sorting rules or acc. test request (LIS)

*If you have any questions,
we'd be happy to help!*

Visit our websites: www.sarstedt.com · www.tempus600.com

TEMPUS600®

One-touch for better treatment



Technical modifications reserved

This document may contain information on products that may not be available in particular countries

25_857_0000_501



SARSTEDT, Inc.
1025 St. James Church Road
P.O. Box 468
Newton, NC 28658 - 0468
Toll free: +1 800 257 5101
Fax: +1 828 465 4003
customerservice.us@sarstedt.com
www.sarstedt.com

