


# Micro-Needle

Optimal handling and flow characteristics

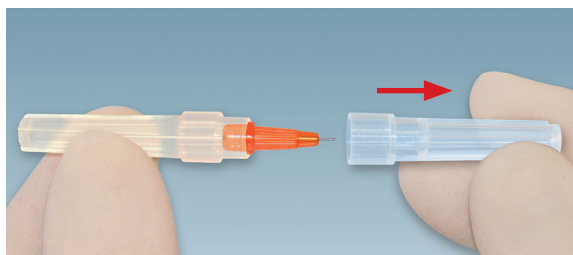


## Micro-Needle

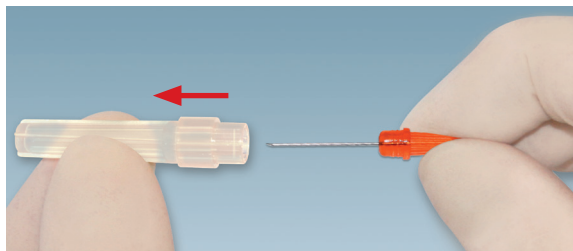
- Minimal blood loss without any residual volumes in the adapter
- Ridged grip for optimal needle control
- Rotatable by 360° for fragile veins
- Optimal flow thanks to exceptional needle quality and exposed outlet



# Patient-friendly blood collection from neonates and premature babies



1 Remove cap.



2 Withdraw Micro-Needle from protective sleeve.



3 Perform venipuncture and let blood drip into a suitable micro tube.



4 Dispose of Micro-Needle in a suitable sharps container.

## Ordering Information

Order No.	Description	Ø / Length	Packaging
85.921	Micro-Needle 21G x 3/4", green	0.8 mm / 36 mm	50 / inner box, 500 / case
85.923	Micro-Needle 23 G x 3/4", blue	0.6 mm / 36 mm	50 / inner box, 500 / case
85.925	Micro-Needle 25 G x 3/4", orange	0.5 mm / 36 mm	50 / inner box, 500 / case

Sarstedt Ltd.  
68 Boston Road  
Beaumont Leys  
Leicester  
LE4 1AW  
Tel: +44 116 235 9023  
Fax: +44 116 236 6099  
info.gb@sarstedt.com  
www.sarstedt.com

